



**MANNON OIL 2005 A-2**

**JULY 2014 DISTRIBUTION FROM PRODUCTION THROUGH MAY 2014**

**INVESTOR PROGRAM NEWS**

May's average oil price for the 2005 A-2 partnership increased by \$2.39 from April's price. The oil shipments for the month decreased by 8.70% from April. These two factors combined caused the revenue for the 2005 A-2 partnership to decrease by 6.25% from April's revenue from oil. The average gas price for the partnership decreased by \$.08 from April's price. Gas shipments in May increased by 10.44%, and due to the lower price, the revenue from gas increased by 8.00% from April.

The expenses incurred in the month of May increased by 86.89%. During the month of April we performed repairs on the injection pump for the Meeks well, and the cost of these repairs was paid off in May. At the end of April, there was a call for additional supplementary funds to complete the A.M. Dupont Corp #1 Recompletion. After pumping the well at a rate above 300 barrels of fluid per day we found sand in the Unidraulics pump, indicating that a hole in the casing was allowing sand and fluid to enter into the production stream which caused damage to our Unidraulics pumping system. After evaluating a number of technical options we have concluded that we must attempt to seal off the casing hole before we attempt to produce the well again. In order to do this we will need to remove the tubing and jet pump currently in the hole, set packers above and below the casing hole, and then rerun the tubing and jet pump above the hole in the casing. This will entail the use of a workover rig to conduct most of the operations and a coil tubing unit to remove the sand currently in the tubing. We also made an installment payment on the 2013 partnership tax preparation.

We had a net loss of (\$10,029.93) in May, for a total loss of (\$19,796.22) to be carried forward.

**INDUSTRY NEWS**

**CURRENT DISTRIBUTION MONTH SALES DATA**

Distribution Month	BBLs of Oil	Production Revenue from Oil	3. Est. Average Price per BBL	MCF of Gas	Production Revenue from Gas	3. Est. Average Price per MCF	Total Production Revenue	Total Well and Program Expenses	1. Net Cash Distributed
July 2014	252	\$23,373.96	\$92.78	1,661	\$5,808.44	\$3.50	\$29,182.40	\$39,212.33	\$0.00

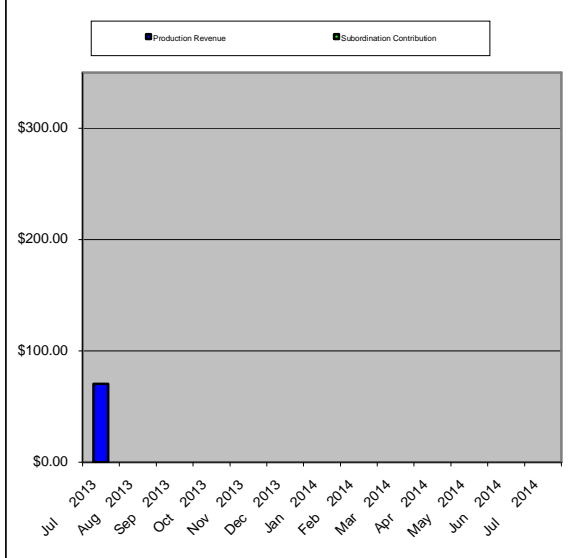
**PROGRAM RESULTS TO DATE FOR \$50,000 INVESTMENT**

Program Start Date	Current Net Production Revenue	Current Subordination Contribution	Total Current Disbursement	Total Current Disbursement as % of Investment	Inception to Date Revenue Distributed	Inception to Date Distributed Revenue as % of Investment	2. Total Estimated Tax Savings	2. Total Distributions and Estimated Tax Savings	2. Total Cash & Estimated Tax Savings as % of Investment
Dec 2005	\$0.00	\$0.00	\$0.00	0.0000%	\$9,263.97	18.5279%	\$21,110.46	\$30,374.43	60.7489%

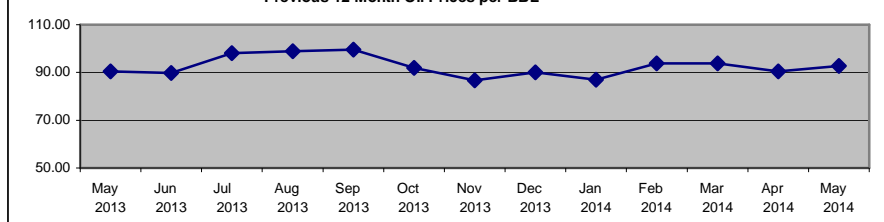
**4. PROGRAM WELL STATUS**

Program Drilling Budget	Drilling Funds Fully Deployed	Remaining Drilling Budget	Number of Wells Drilled	Number of Wells Producing	Average Working Interest
\$12,729,090	\$12,729,090	\$0.00	43	30	22.048%

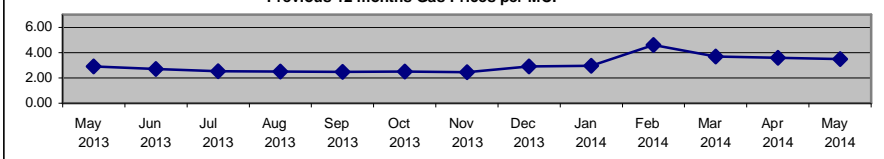
**Previous 12 Months Distributed Cash**



**Previous 12 Month Oil Prices per BBL**



**Previous 12 months Gas Prices per MCF**



**NOTES:**

- Cash distributed is based on the cash the partnership received net of expenses from the various refineries, operators and/or utilities purchasing the oil and gas our wells produced during the month in addition to any administrative expenses incurred by the partnership.
- Tax savings is estimated based on a 40% combined federal and state tax bracket. Your actual tax savings may vary.
- Oil and gas prices are net of transportation expenses. Proceeds received are net of taxes and royalties. The price graphs illustrate in the distribution month the price that was received during the two month prior production month.
- Well status data reflects status of program wells during production month being reported. Drilling Budget and Drilling Funds Deployed refers to deployment by the driller-operator of the Intangible Drilling Costs that were pre-paid by the partnership at closing.

